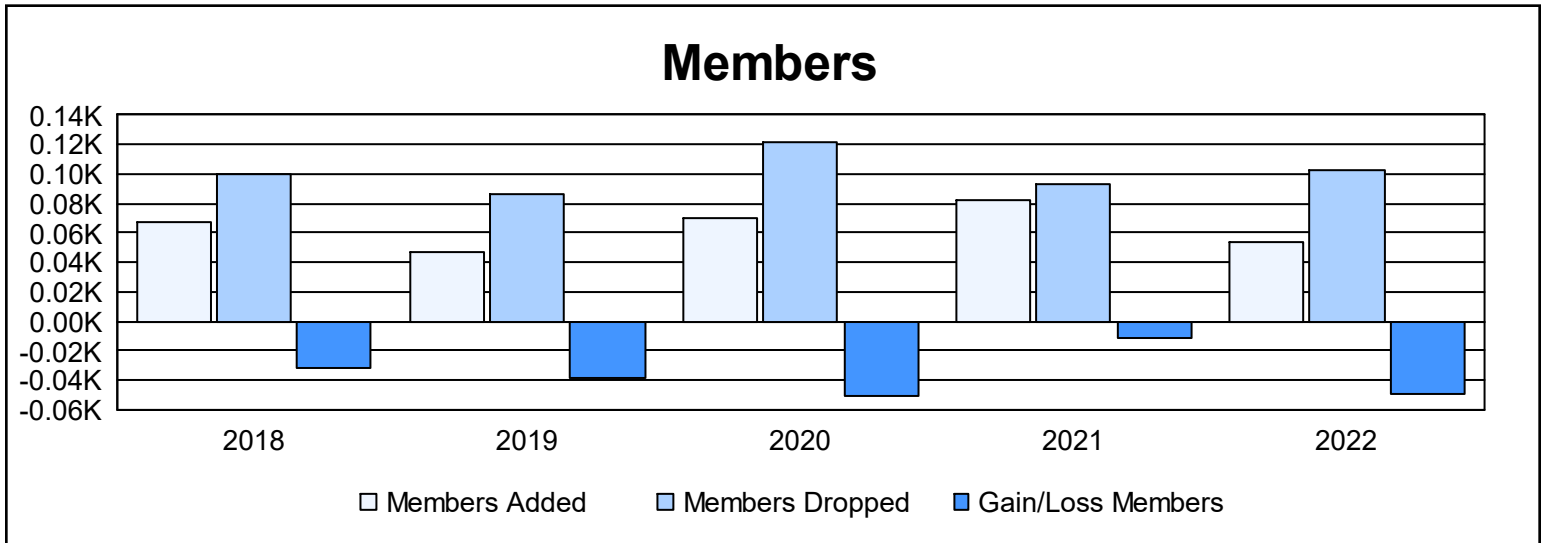
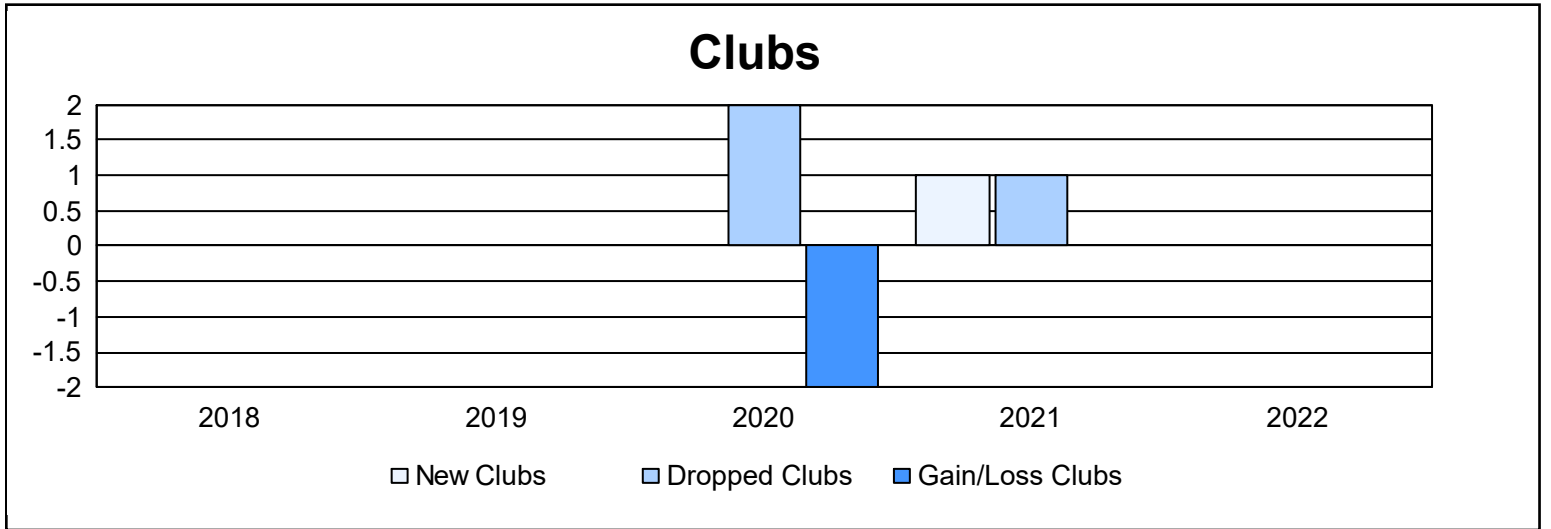
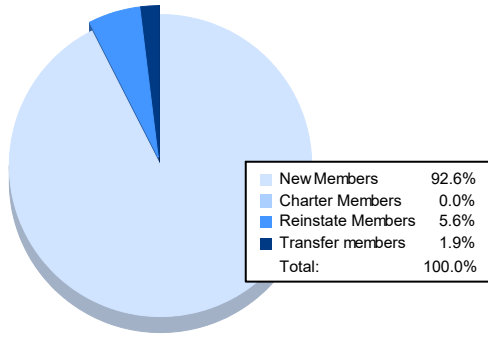


| Year           | New Clubs | Dropped Clubs | Gain/ Loss Clubs | New Members | Charter Members | Reinstate Members | Transfer Members | Total Member Added | Total Members Dropped | Gain/ Loss Members |
|----------------|-----------|---------------|------------------|-------------|-----------------|-------------------|------------------|--------------------|-----------------------|--------------------|
| 2017-2018      | 0         | 0             | 0                | 61          | 0               | 0                 | 7                | 68                 | 100                   | -32                |
| 2018-2019      | 0         | 0             | 0                | 41          | 0               | 3                 | 3                | 47                 | 86                    | -39                |
| 2019-2020      | 0         | 2             | -2               | 61          | 0               | 1                 | 8                | 70                 | 121                   | -51                |
| 2020-2021      | 1         | 1             | 0                | 53          | 21              | 7                 | 1                | 82                 | 93                    | -11                |
| 2021-2022      | 0         | 0             | 0                | 50          | 0               | 3                 | 1                | 54                 | 103                   | -49                |
| <b>Average</b> | <b>0</b>  | <b>1</b>      | <b>0</b>         | <b>53</b>   | <b>4</b>        | <b>3</b>          | <b>4</b>         | <b>64</b>          | <b>101</b>            | <b>-36</b>         |



### Membership Composition June 2022 Cumulative



### Gender Composition June 2022 Cumulative

